


Physician:
Patient:
Accession #:
Age: 35

Sex: F

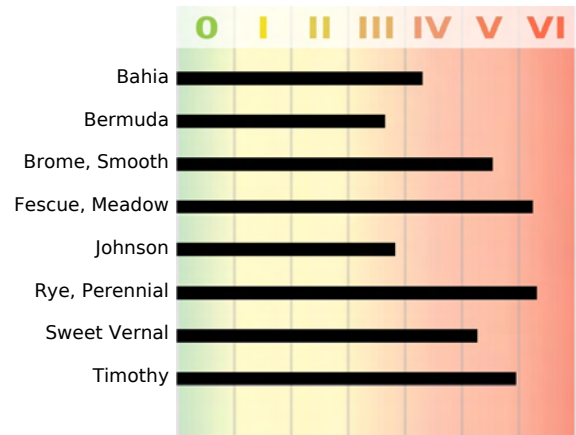
Collected: 2009-03-06 **Received:** 2009-03-10 **Completed:** 2009-03-13 CLIA #: 50D0965661 © US BioTek Laboratories

 IgE 

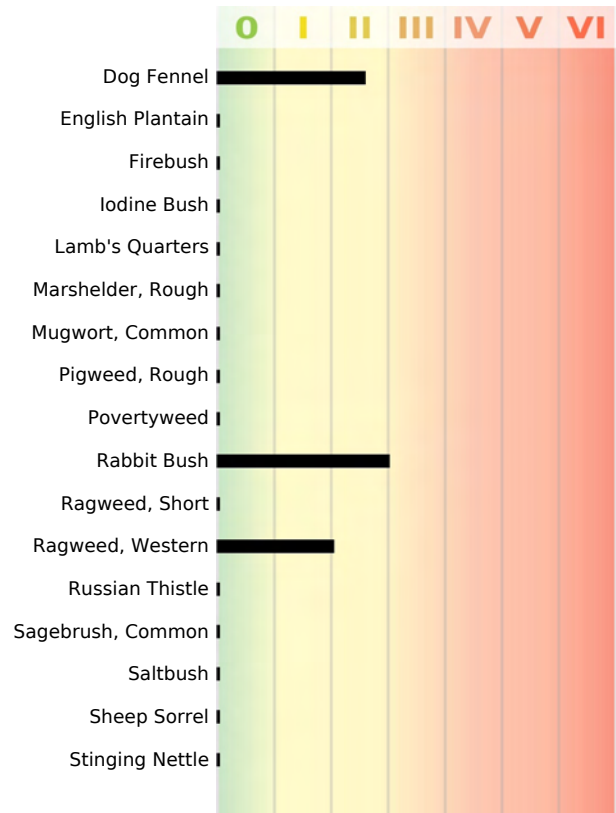
Trees



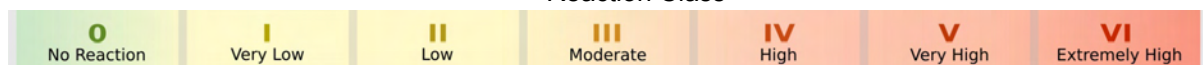
Grass



Weeds



Reaction Class



This test does not identify anaphylaxis. Low allergen-IgE cannot justify secondary exposure to food suspect of inducing anaphylaxis as it may prove fatal.

This test is not intended to diagnose, treat, cure, or prevent any disease or replace the medical advice and/or treatment obtained from a qualified healthcare practitioner.

US BioTek's proprietary ELISA analysis is a semi-quantitative assessment for specific Total IgG (subclasses 1, 2, 3, 4) and IgE antibodies.

The classification of 0 to VI denotes the level of IgG, IgA, and/or IgE antibodies detected through spectrophotometric analysis.

US BioTek Laboratories has developed and determined the performance characteristics of this test. This test has not been evaluated by the U.S. Food and Drug Administration.

IgG and IgA antibodies may be associated with Delayed-Onset Hypersensitivity Reactions. IgE antibodies may be associated with Immediate-Onset Hypersensitivity Reactions.

The antigens in this panel are subject to changes without prior notice.

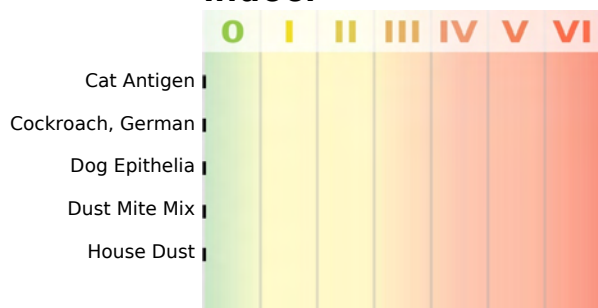
Physician:
Patient:
Accession #:
Age: 35

Sex: F

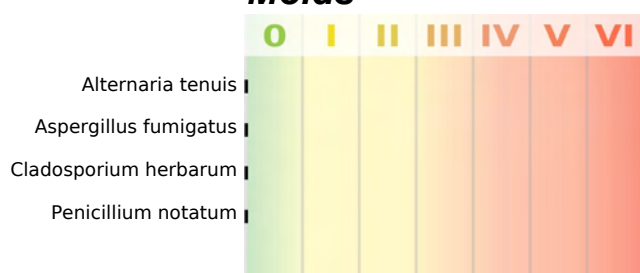
Collected: 2009-03-06 **Received:** 2009-03-10 **Completed:** 2009-03-13 CLIA #: 50D0965661 © US BioTek Laboratories

IgE

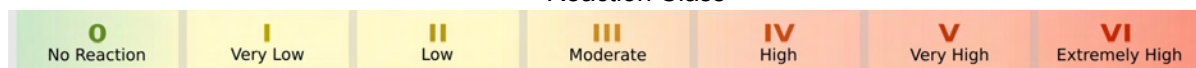
Indoor



Molds



Reaction Class



This test does not identify anaphylaxis. Low allergen-IgE cannot justify secondary exposure to food suspect of inducing anaphylaxis as it may prove fatal.

This test is not intended to diagnose, treat, cure, or prevent any disease or replace the medical advice and/or treatment obtained from a qualified healthcare practitioner.

US BioTek's proprietary ELISA analysis is a semi-quantitative assessment for specific Total IgG (subclasses 1, 2, 3, 4) and IgE antibodies.

The classification of 0 to VI denotes the level of IgG, IgA, and/or IgE antibodies detected through spectrophotometric analysis.

US BioTek Laboratories has developed and determined the performance characteristics of this test. This test has not been evaluated by the U.S. Food and Drug Administration.

IgG and IgA antibodies may be associated with Delayed-Onset Hypersensitivity Reactions. IgE antibodies may be associated with Immediate-Onset Hypersensitivity Reactions.

The antigens in this panel are subject to changes without prior notice.